
UNITED STATES
SECURITIES AND EXCHANGE COMMISSION

Washington, D.C. 20549

FORM 8-K

CURRENT REPORT

Pursuant to Section 13 or 15(d) of The Securities Exchange Act of 1934

Date of report (Date of earliest event reported): February 11, 2008

EMPLOYERS HOLDINGS, INC.

(Exact Name of Registrant as Specified in its Charter)

NEVADA
(State or Other Jurisdiction of
Incorporation)

001-33245
(Commission File Number)

04-3850065
(I.R.S. Employer Identification No.)

9790 Gateway Drive
Reno, Nevada 89521
(Address of Principal Executive Offices)

89521
(Zip Code)

Registrant's telephone number including area code: **(888) 682-6671**

No change since last report

(Former Name or Address, if Changed Since Last Report)

Check the appropriate box below if the Form 8-K filing is intended to simultaneously satisfy the filing obligation of the registrant under any of the following provisions:

- Written communications pursuant to Rule 425 under the Securities Act (17 CFR 230.425)
 - Soliciting material pursuant to Rule 14a-12 under the Exchange Act (17 CFR 240.14a-12)
 - Pre-commencement communications pursuant to Rule 14d-2(b) under the Exchange Act (17 CFR 240.14d-2(b))
 - Pre-commencement communications pursuant to Rule 13e-4(c) under the Exchange Act (17 CFR 240.13e-4(c))
-
-

Section 7 – Regulation FD

Item 7.01. Regulation FD Disclosure

In connection with a presentation by senior management of Employers Holdings, Inc. (the “Company”) at the 12th Annual Insurance Industry Conference, hosted by the New York Society of Security Analysts, the Company is disclosing certain information (the “Disclosed Information”).

Statements made in the Disclosed Information which are not historical are forward-looking statements that reflect management’s current views with respect to future events and performance and may include statements concerning plans, objectives, goals, strategies, future events or performance, and underlying assumptions and other statements, which are other than statements of historical fact. Such statements are subject to the safe harbor provisions of the Private Securities Litigation Reform Act of 1995. See “Forward-looking Statements” in the Disclosed Information.

A copy of the Disclosed Information is attached to this report as Exhibit 99.1.

Section 9 – Financial Statements and Exhibits

Item 9.01. Financial Statements and Exhibits.

99.1 Presentation Materials

SIGNATURE

Pursuant to the requirements of the Securities Exchange Act of 1934, the registrant has duly caused this report to be signed on its behalf by the undersigned hereunto duly authorized.

EMPLOYERS HOLDINGS, INC

By: /s/ Lenard T. Ormsby
Name: Lenard T. Ormsby
Title: Executive Vice President and, Chief
Legal Officer and General Counsel

Dated: February 11, 2008

Exhibit Index

Exhibit No.	Exhibit
99.1	Presentation Materials



America's small business insurance specialist.®



February, 2008

New York Society of Security Analysts
12th Annual Insurance Industry Conference



Safe Harbor Disclosure

This slide presentation is for informational purposes only. It should be read in conjunction with our Form 10-K for the year 2006, our Form 10-Q for the second and third quarters of 2007 and our Form 8-Ks filed with the Securities and Exchange Commission (SEC), all of which are available on the "Investor Relations" section of our website at www.employers.com.

Non-GAAP Financial Measures

In presenting Employers Holdings, Inc.'s (EMPLOYERS) results, management has included and discussed certain non-GAAP financial measures, as defined in Regulation G. Management believes these non-GAAP measures better explain EMPLOYERS results allowing for a more complete understanding of underlying trends in our business. These measures should not be viewed as a substitute for those determined in accordance with GAAP. The reconciliation of these measures to their most comparable GAAP financial measures is included in this presentation or in our Form 10-K for the year 2006, our Form 10-Q for the second and third quarters of 2007 and our Form 8-Ks filed with the Securities and Exchange Commission (SEC) and available in the "Investor Relations" section of our website at www.employers.com.

Forward-looking Statements

All forward-looking statements made in this presentation, related to the anticipated acquisition of AmCOMP, Inc. or otherwise, reflect EMPLOYERS current views with respect to future events, business transactions and business performance and are made pursuant to the safe harbor provisions of the Private Securities Litigation Reform Act of 1995. Such statements involve risks and uncertainties, which may cause actual results to differ materially from those set forth in these statements. The following factors, among others, could cause or contribute to such material differences: failure to satisfy any of the conditions of closing, including the failure to obtain AmCOMP stockholder approval or any required regulatory approvals; the risks that EMPLOYERS and AmCOMP's businesses will not be integrated successfully; the risk that EMPLOYERS will not realize estimated cost savings and synergies; costs relating to the proposed transaction; and disruption from the transaction making it more difficult to maintain relationships with customers, employees, agents or producers. More generally, the businesses of EMPLOYERS and AmCOMP could be affected by competition; pricing and policy trends; the levels of new and renewal business achieved; market acceptance; changes in demand; the frequency and severity of catastrophic events; actual loss experience; uncertainties in the loss reserving and claims settlement process; new theories of liability; judicial, legislative, regulatory and other governmental developments; litigation tactics and developments; investigation developments; the amount and timing of reinsurance recoverables; credit developments among reinsurers; changes in the cost or availability of reinsurance; market developments; rating agency action; possible terrorism or the outbreak and effects of war and economic, political, regulatory, insurance and reinsurance business conditions; relations with and performance of employee agents, as well as management's response to these factors; and other factors identified in EMPLOYERS filings with the Securities and Exchange Commission. Readers are cautioned not to place undue reliance on these forward-looking statements, which speak only as of the dates on which they are made. EMPLOYERS undertakes no obligation to publicly update or revise any forward-looking statements, whether as a result of new information, future events or otherwise.

Safe Harbor Disclosure (continued)

EMPLOYERS, AmCOMP and their respective directors and executive officers and other persons may be deemed to be participants in the solicitation of proxies in respect of the proposed transaction. Information regarding EMPLOYERS directors and executive officers is available in EMPLOYERS' proxy statement for its 2007 annual meeting of stockholders and the EMPLOYERS' 2006 Annual Report on Form 10-K, which were filed with the SEC on April 19, 2007 and March 30, 2007, respectively. Information regarding AmCOMP's directors and executive officers is available in AmCOMP's proxy statement for its 2007 annual meeting of stockholders and AmCOMP's 2006 Annual Report on Form 10-K, which were filed with the SEC on April 27, 2007 and April 2, 2007, respectively. Other information regarding the participants in the proxy solicitation and a description of their direct and indirect interests, by security holdings or otherwise, will be contained in the proxy statement and other relevant materials to be filed with the Securities and Exchange Commission.

Copyright © 2007 EMPLOYERS. All rights reserved. EMPLOYERS and America's small business insurance specialists are registered trademarks of Employers Insurance Company of Nevada. Workers' compensation insurance and services are offered through Employers Compensation Insurance Company and Employers Insurance Company of Nevada.

Contents		Page
Corporate Overview and Operations		
	Overview	6
	Key Strengths	7
	Expanding Geographic Footprint	8
	Disciplined Underwriting – Five Basic Elements	9
	Focus on Low to Medium Hazard Groups	10
	Customer Selection	11
	Strategic Distribution Partners	12
	Strategies	13
	AmCOMP Acquisition – Compelling Transaction	14
	Expands EMPLOYERS Geographic Footprint	15
	Diversifies EMPLOYERS Geographic Footprint	16
	Compelling Transaction	17
	Acquisition of AmCOMP – Key Terms	18
Financial Results		
	Four Key Elements of our Financial Strength	20
	Loss Portfolio Transfer	21
	Financial Snapshot	22
	Growing In Force Policy Count	23
	Selected Operating Results	24
	Earnings and EPS	25
	Underwriting Profitability	26
	Investment Portfolio	27
	Capital Management	28
SUMMARY		
	Summary	30



Corporate Overview and Operations

Overview

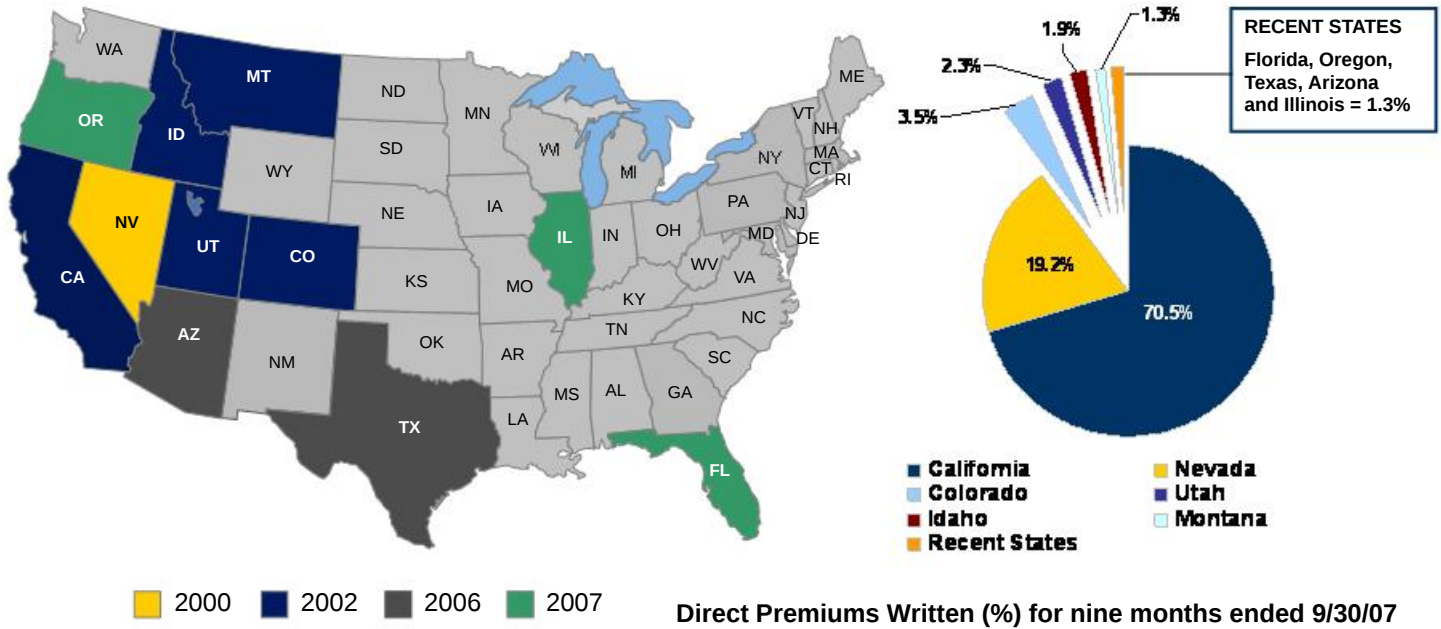
Business	<ul style="list-style-type: none">· Specialty provider of workers' compensation insurance<ul style="list-style-type: none">– 18th largest private writer in the U.S. ⁽¹⁾– 8th largest private writer in California ⁽¹⁾– 2nd largest writer in Nevada ⁽¹⁾
Customers	<ul style="list-style-type: none">· Small businesses in low to medium hazard industries· Distribution through independent agents and strategic partners· 33,027 policies in force at 9/30/2007· Average annual policy premium of approximately \$11,000
Geographic	<ul style="list-style-type: none">· Focused in western United States

(1) Based on "One-Year Premium and Loss Study," U.S., California and Nevada, A.M. Best Company, 2006

Key Strengths

- Established enterprise with 95 year operating history
- Focused operations and disciplined underwriting - target an attractive and underserved market segment with growth opportunities
- Unique and long-standing strategic distribution relationships
- Financial strength and flexibility - strong balance sheet and conservative reserving
- Experienced management team with deep knowledge of workers' compensation insurance

Expanding Geographic Footprint



Disciplined Underwriting

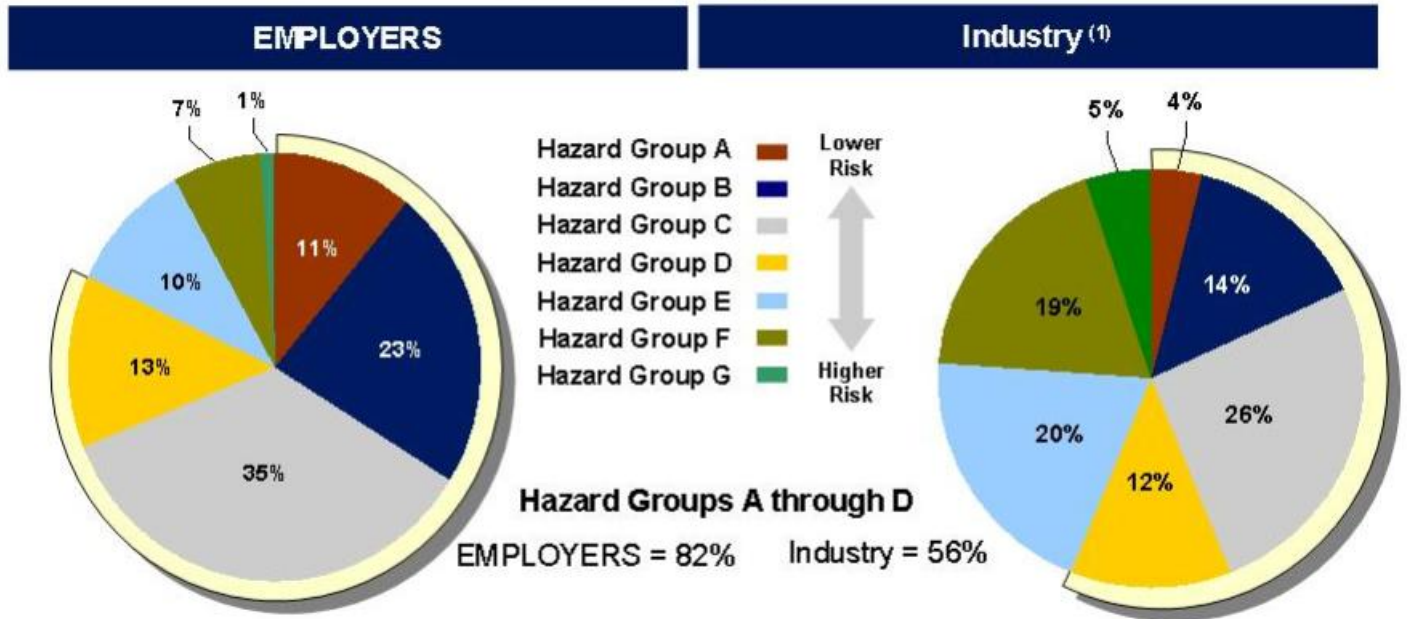
Five Basic Elements



47.6% statutory loss and LAE ratio as of 9/30/07

Focus on Low to Medium Hazard Groups

% of Premiums Written, 12/31/06



Focus on low to medium hazard risks allows us to optimize risk selection and pricing adequacy

(1) NCCI 2006 Premium Distribution by Hazard Group (as presented at 2007 Annual Issues Symposium).

Customer Selection

Top Ten Classes in 2006

Hazard Group	Class	Direct Premiums Written (000s)	Percent of Total
A	Restaurants	\$ 27,654	7.1%
C	Physicians & Clerical	24,858	6.4
B	Store: Wholesale	18,854	4.8
B	College: Professional Employees & Clerical	11,590	3.0
B	Store: Retail	11,189	2.9
C	Clerical Office Employees	9,846	2.5
D	Machine Shops	9,455	2.4
C	Clothing Manufacturers	9,040	2.3
C	Dentists & Dental Surgeons & Clerical	7,939	2.0
D	Automobile	6,458	1.7
	Top 10	\$136,883	35.1%

EMPLOYERS further differentiates risks within industry-defined customer classes

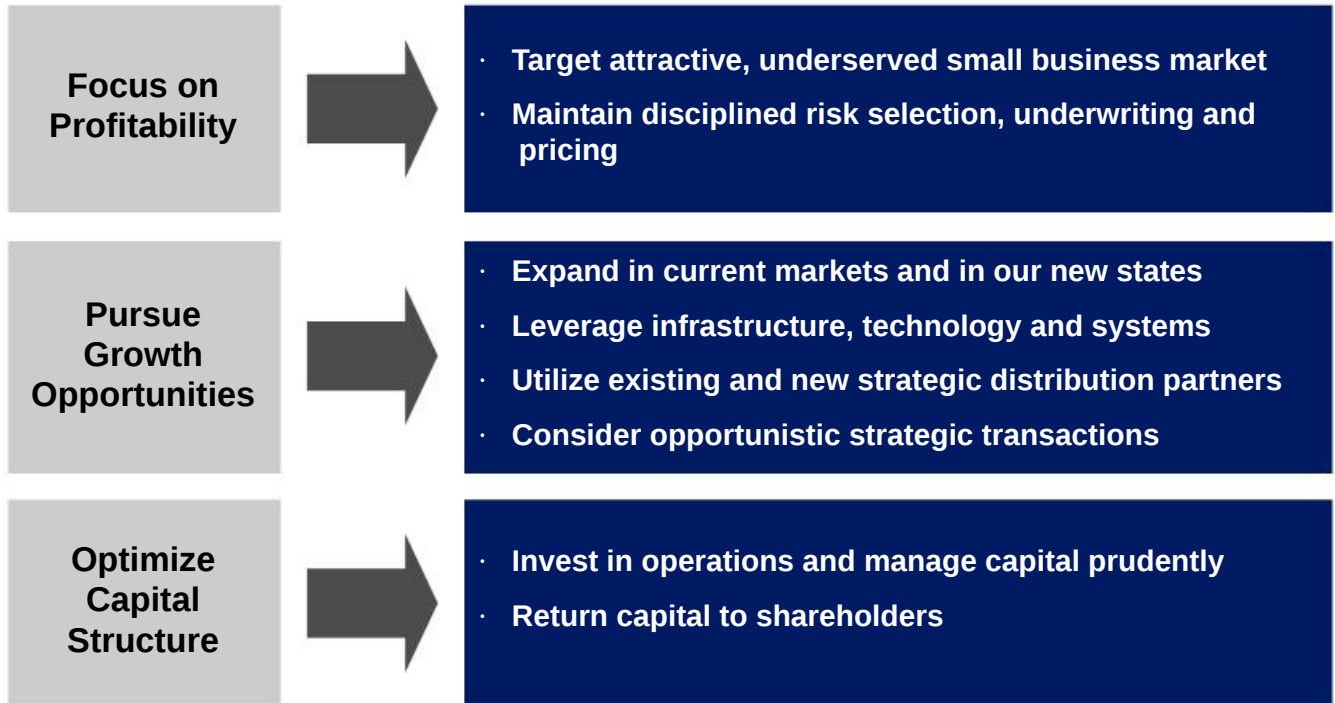
Strategic Distribution Partners



<ul style="list-style-type: none">• Largest payroll services company in the U.S. with over 450,000 clients• Partner since entering California market in 2002• Business originated by ADP's field sales staff and insurance agency• "Pay-by-Pay" premium collection	<ul style="list-style-type: none">• Largest group health carrier in California• Partner since entering California market in 2002• Business originated by Wellpoint's health insurance agents• Single bill to customers	<ul style="list-style-type: none">➤ E-chx, Inc.<ul style="list-style-type: none">• Since Q 4 2006• Specialty provider of payroll services➤ Intego Insurance Services, LLC<ul style="list-style-type: none">• Since Q 4 2007• Provider of insurance software services
---	---	---

Strategic partners expand market reach and produce business with high persistency

Strategies

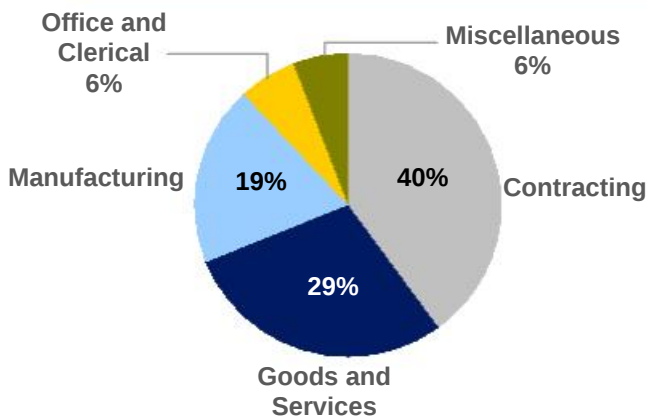


AmCOMP Acquisition - Compelling Transaction

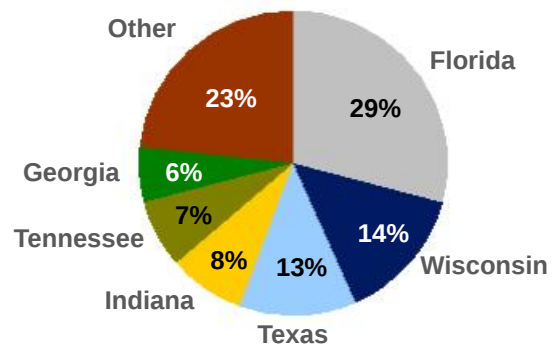
- Excellent strategic fit
 - Mono-line workers' compensation company with focus on disciplined underwriting for small to mid-sized businesses
- Immediate premium volume growth
 - Writes in 18 states
 - Average premium size approximately \$24,000 at 9/30/07
 - Over 900 independent agencies

% of Direct Premiums Written, 09/30/07

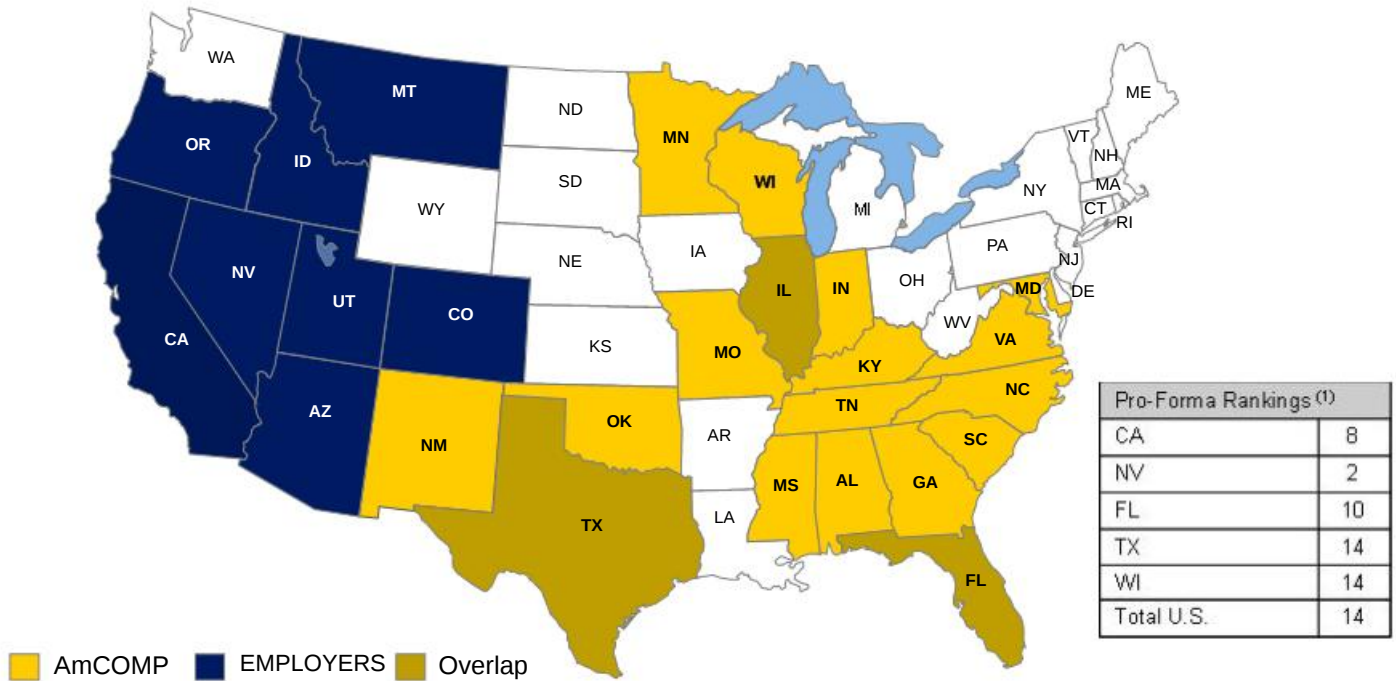
Policyholders by Industry Group



Written Premium by State: \$176 M



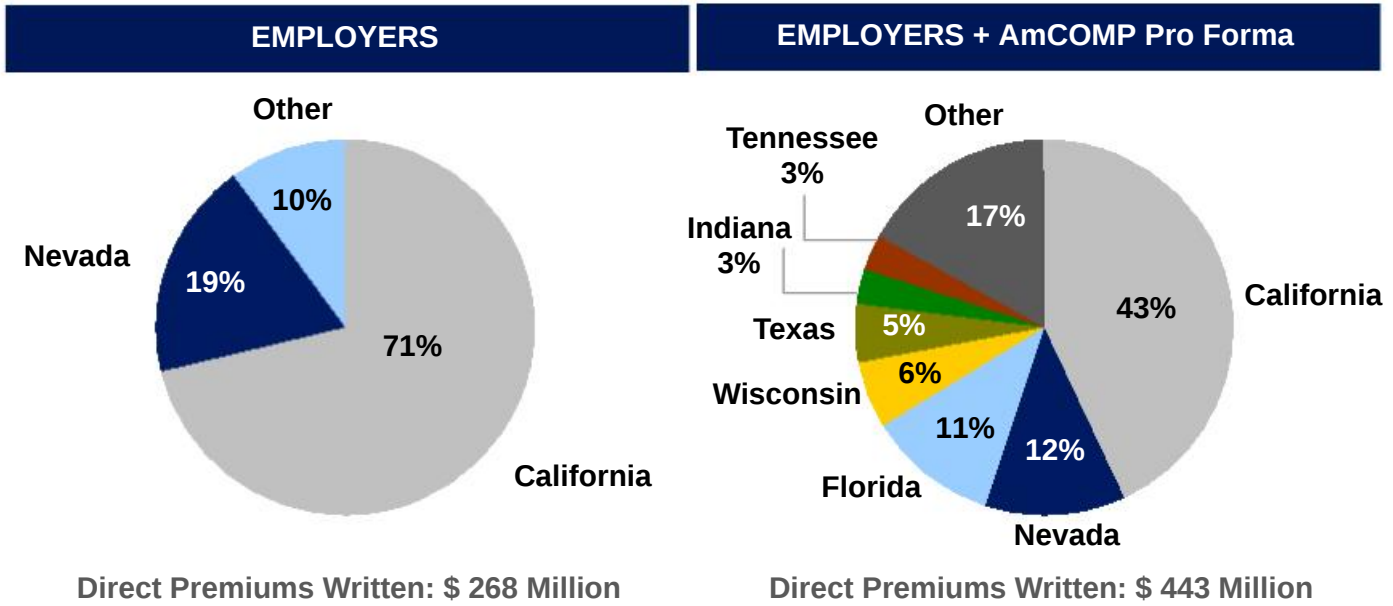
Expands EMPLOYERS Geographic Footprint



(1) By 2006 Direct Premiums Written for states, by 2006 Net Premiums Written for total U.S., A.M. Best

Diversifies EMPLOYERS Geographic Footprint

% of Direct Premiums Written, 09/30/07



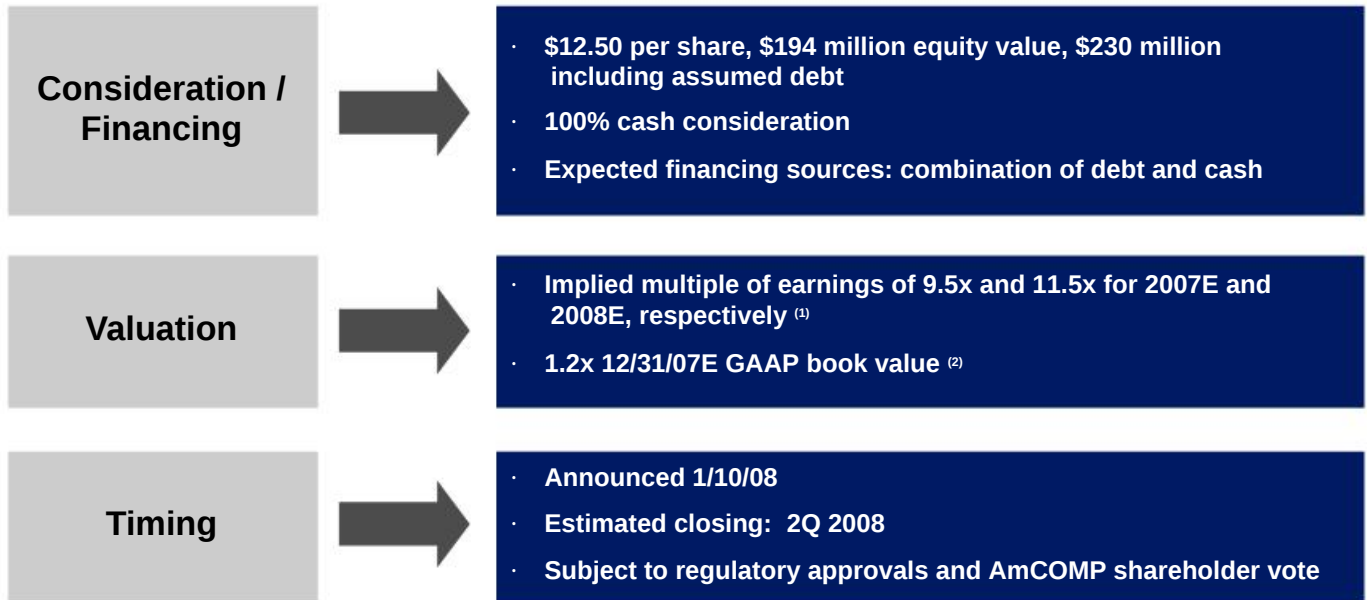
Compelling Transaction

- **Increased scale**
 - Diversifies earnings base
 - Reduces expense ratio
 - Enhances visibility with agents / customers

- **Meaningful synergies**
 - \$10 million annual pre-tax cost savings achievable by 2010
 - ú Phase-in of approximately 25% in 2008, approximately 75% in 2009 and 100% in 2010
 - ú Elimination of public company expenses, systems integration, reduction in reinsurance costs

- **Financial benefits**
 - Efficient use of capital and debt capacity
 - ú Pro forma debt to total capital approximately 20% based on preliminary financing plan
 - Accretive to EPS and ROE in the first full year

Acquisition of AmCOMP - Key Terms



(1) Based on I/B/E/S estimates

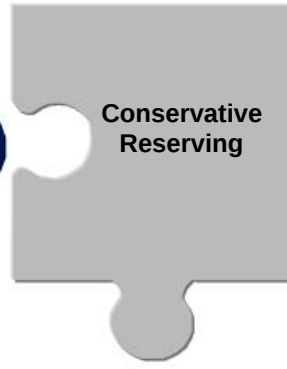
(2) Based on actual book value of \$9.88 per share at 9/30/07 plus I/B/E/S EPS estimate for Q 4, 2007 of \$0.26



Financial Results

Four Key Elements of Our Financial Strength

0.5:1 NPW / Surplus
(Trailing 12 months NPW
at 9/30/07)



Track record of
reserve strength

Approximately 90% fixed
maturity with average
rating AA at 9/30/07



Coverage up to
\$200MM loss

Loss Portfolio Transfer (LPT)

- Non-recurring transaction with no ongoing cash benefits or charges to current operations
- Retroactive 100% quota share reinsurance coverage for all losses occurring prior to 7/1/95
- Gain on transaction booked as statutory surplus; deferred and amortized under GAAP

Contract	
\$ millions	
Total Coverage	\$2,000
	<u> </u>
Original Reserves Transferred	\$1,525
Consideration	775
	<u> </u>
Gain at 1/1/2000	750
Subsequent Reserve Adjustments	(147.5)
	<u> </u>
Gain at 9/30/2007	\$602.5

Accounting at 9/30/07	
\$ millions	
Statutory Surplus Created	\$602.5
Cumulative Amortization To Date	(173.2)
	<u> </u>
GAAP: Deferred Reinsurance Gain - LPT Agreement	\$429.3

Financial Snapshot (\$ million)

Net Premium

Written

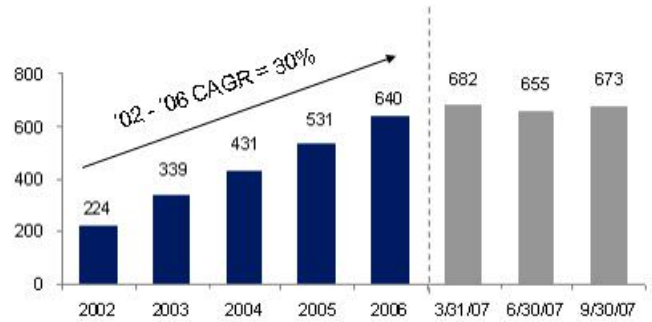
Premium growth has declined due to California rate decreases



Statutory

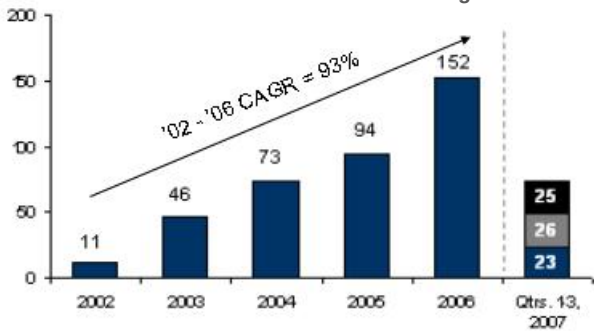
Surplus

Strong growth provides a solid basis for underwriting



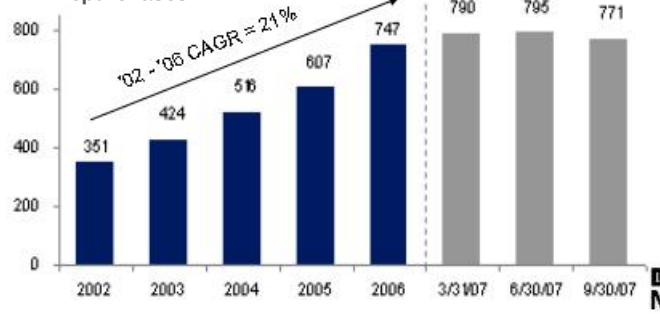
Net Income Before Loss Portfolio Transfer (LPT)

Loss trends and investments are driving net income

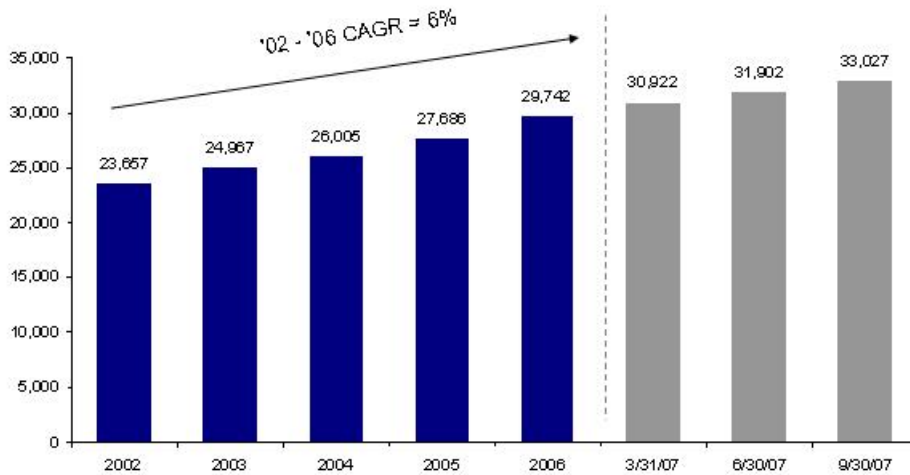


Equity Incl. Deferred Gain - LPT

Capital management plans include dividends and share repurchases



Growing In Force Policy Count



- Solid in force policy count growth continued in the third quarter, 2007
 - 33,027 at 9/30/07
 - 29,311 at 9/30/06
 - Total increase of 3,716 or 12.7%

Total in force policy count has grown consistently with a 2002 - 2006 CAGR of 6%

Selected Operating Results

\$ Million	12/31/06	9 mos. 2007	
Income Statement Data			
Gross Premiums Written	\$ 401.8	\$ 271.3	} Premiums declined due to California rate decreases
Net Premiums Written	387.2	262.0	
Net Premiums Earned	393.0	262.4	
Net Investment Income	68.2	59.4	} Loss trends and investments drive net income
Net Income	171.6	88.5	
Net Income Before LPT	152.2	74.8	
Balance Sheet Data			
Total investments	1,715.7	1,730.9	} Portfolio re-allocation (equity sales) in Q4 of 2006 reduced volatility
Cash and cash equivalents	80.0	93.2	
Total assets	3,195.7	3,169.3	} While premiums have declined in California, losses have also declined
Reserves for loss & LAE	2,307.8	2,282.5	
Shareholders' equity	303.8	341.8	
Equity including LPT deferred gain	746.8	771.1	

Earnings and EPS

\$ Million (except per share data)	12/31/06	9 months, 2007
GAAP Net Income	\$171.6	\$88.5
Less: LPT Deferred Gain Amortization	(19.4)	(13.7)
Net Income Before LPT	\$ 152.2	\$ 74.8
EPS for Feb. 5 through the period (required reporting due to conversion)		\$ 1.55
<i>GAAP EPS for the period</i>	\$3.43 ⁽¹⁾	\$ 1.69 ^(2,3)
<i>EPS attributable to LPT</i>	.39 ⁽¹⁾	.26 ^(2,3)
<i>EPS Before Impacts of the LPT, pro forma</i>	\$ 3.04 ⁽¹⁾	\$ 1.43 ^(2,3)

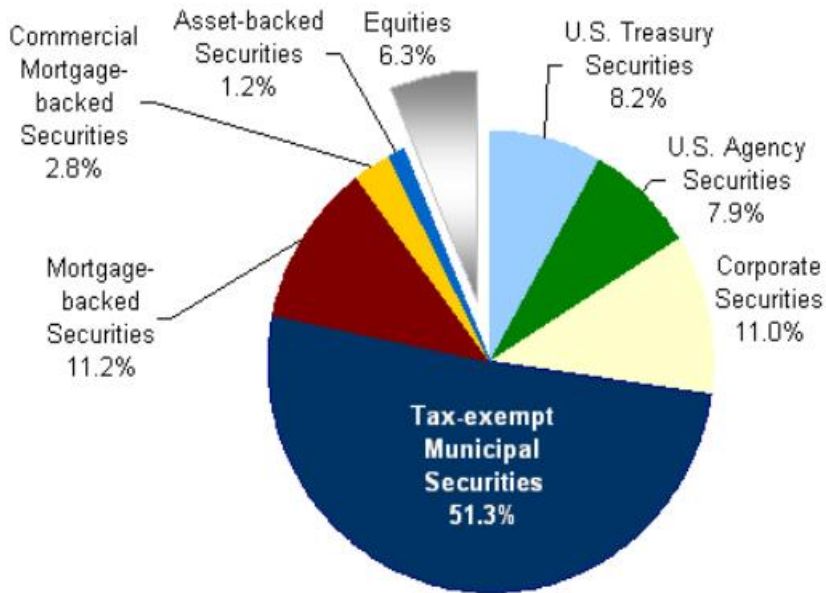
- (1) Pro Forma EPS for 2006 assumes 50,000,002 shares outstanding before the conversion.
(2) Pro forma basic and diluted EPS computed using the weighted average shares outstanding during the period after the Company's IPO and assumes the 50,000,002 shares outstanding prior to the IPO. Equity instruments have been excluded in computing the diluted earnings per share because their inclusion would be anti-dilutive.
(3) Basic EPS and Diluted EPS round to the same amount for the period.

Underwriting Profitability

COMBINED RATIO	12/31/06	9 mos. 2007	Excluding reserve development for 9 months, 2007 (1)
Loss & LAE Ratio	33.0%	42.4%	59.0%
Less: Impact of LPT (2)	4.9%	5.2%	5.2%
Loss & LAE Ratio (excl. LPT)	37.9%	47.6%	64.2%
Commission Expense Ratio (3)	12.3%	13.6%	13.6%
Underwriting & Other Expense Ratio (3)	22.3%	25.8%	25.8%
Combined Ratio (excl. LPT)	72.6%	87.1%	103.7%
<i>Favorable Reserve Development (\$ million)</i>	<i>\$107.1</i>	<i>\$43.4</i>	<i>\$43.4</i>

- (1) Excluding \$43.4 million of favorable development in the first nine months of 2007, our loss ratio before the LPT would have been 64.2% and our combined ratio would have been 103.7%. We target a combined ratio of 100.
- (2) Total deferred gain amortization and LPT reserve adjustment of \$19.4 million in 2006, \$4.6 million in the first, second and third quarters of 2007.
- (3) Our higher expense ratio is largely a function of falling California rates.

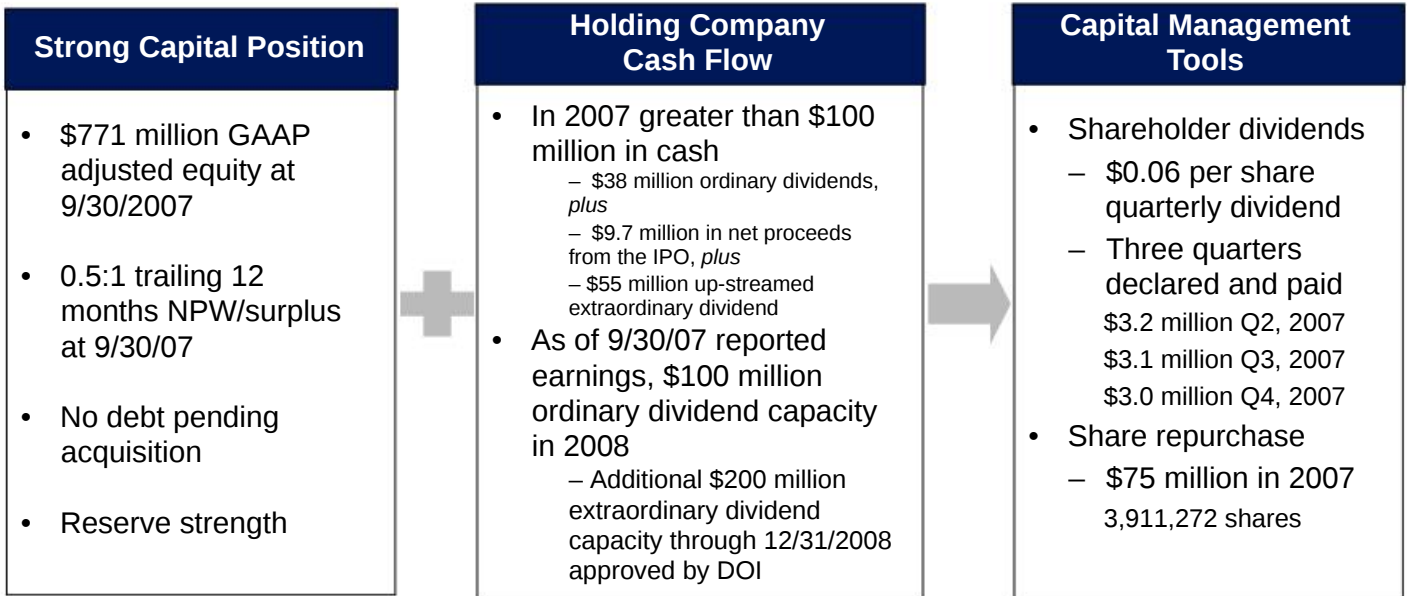
Investment Portfolio



Portfolio Mix at 9/30/07

- \$1.7 billion of investment securities
 - Less than .03% related to sub-prime
 - Less than 6% related to financials
- Approximately 90% AA rated
- Book yield of 4.4%
- Tax equivalent book yield of 5.3%
- Effective duration of 5.7
- Outsourced to Conning Asset Management

Capital Management



Our goal is to drive shareholder value through an improving ROE resulting from (i) profitability consistent with historical results, (ii) disciplined growth and (iii) prudent capital management



Summary

Summary

- Established enterprise with 95 year operating history
- Focused operations and disciplined underwriting - target an attractive and underserved market segment with growth opportunities
- Pending acquisition - - when closed, immediate growth in premium
- Unique and long-standing strategic distribution relationships
- Financial strength and flexibility - strong balance sheet and conservative reserving
- Experienced management team with deep knowledge of workers' compensation

Douglas D. Dirks
President & Chief Executive Officer
Employers Holdings, Inc.

William E. (Ric) Yocke
Chief Financial Officer
Employers Holdings, Inc.

Analyst Contact:

Vicki Erickson
Vice President, Investor Relations
Employers Holdings, Inc.
(775) 327-2794
verickson@employers.com

EMPLOYERS[®]

9790 Gateway Drive
Reno, NV. 89521-5906
(775) 327-2700